


Round 4 & 5 : Sydney Motorsports Park : August 1 - 4**JUNIORS
Qualifying**Date: 03/08/13
Event: Q15
Weather: Mostly sunny - Temp: 16.7C
Track: Dry - Temp: 32.6CStarted at: 12:12:26
Laps: 15 Min
Starters: 11
Printed at: 12:31**PROVISIONAL CLASSIFICATION**

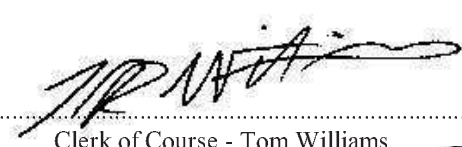
Pos	No	Gr	Name	Machine	Fastest Lap	On Lap	Behind Prev	Behind Leader	Top Speed
1	25	J	Jacob WHITEHOUSE (VIC) / Chilly Fresh / Doing Doing Done / Peter Stevens Geelong	RMU GP8 80	1:54.704	3 of 5			172
2	40	A	Lawson WALTERS (NSW) / KTM Australia / Top Rider / LMWS / InProtek	Metrakit GP 80	1:55.499	3 of 7	.795	.795	165
3	47	J	Jacob STREET (VIC) / Alltec Welding / Race Solutions / Pozcon	RMU GP8 80	1:56.293	2 of 7	.794	1.589	159
4	89	J	Tayla STREET (VIC) / Alltec Welding / Race Solutions / Pozcon / Girl Rider	RMU GP8 80	1:58.154	7 of 7	1.861	3.450	154
5	53	J	Jock MANSER (SA) / Mansers Motors / William's Seafood / Carrison Electrical	Metrakit GP 80	1:58.802	7 of 7	.648	4.098	154
6	43	J	Shelby WALTERS (NSW) / LMWS / Inprotek / Top Rider	RMU GP8 80	2:01.775	5 of 7	2.973	7.071	164
7	27	J	Nic LIMINTON (SA) / LDA Racing / Ricondi / SPF / PBMT	Honda CBR 150	2:02.022	6 of 7	.247	7.318	148
8	83	J	Lachlan EPIS (NSW) / Response RE / Whites Racing Products / Bluetoungue Finance	Honda CBR 150	2:08.291	4 of 5	6.269	13.587	147
9	99	J	Aaron FULTON (NSW) / Norwest Motorcycles / Triple 9 Dyno / Lucas Oils	Moriwaki 80	2:10.333	6 of 6	2.042	15.629	153
10	35	J	Danielle FOOT (VIC) / Mototech Geelong / Pirelli / Mountain Shade / Ringmaster / Spy	Honda CBR 150	2:13.204	6 of 6	2.871	18.500	147
11	96	J	Jay GARARD (NSW) / Response RE / Blue Tongue Finance	Moriwaki 80	2:28.004	2 of 5	14.800	33.300	140

New best lap for JNR class - Previous: 1:57.126 by Jacob STREET (VIC) on a RMU GP8 80 set on 03/08/13

The results are provisional until the end of the time limit for protests and appeals.




Chief Time Keeper - Scott Laing



Clerk of Course - Tom Williams

Computime Race Timing Systems Pty Ltd © 1996
Licensed to Computime Race Timing Systemswww.computime.com.au**COMPUTIME RACE TIMING SYSTEMS PTY LTD**

9 Timber Lane, Glen Waverley, Vic 3150. Ph : 0418 17 13 17

E-mail : scott@computime.com.au


2013  QBE**Round 4 & 5 : Sydney Motorsports Park : August 1 - 4****JUNIORS
Qualifying**Date: 03/08/13
Event: Q15
Weather: Mostly sunny - Temp: 16.7C
Track: Dry - Temp: 32.6CStarted at: 12:12:26
Laps: 15 Min
Starters: 11
Printed at: 12:31**PROVISIONAL LAP TIMES**

No	Name	Lap 1	Lap 2	Lap 3	Lap 4	Lap 5	Lap 6	Lap 7
25	Jacob WHITEHOUSE (VIC)	1:56.200	1:56.239	1:54.704	1:55.321	2:29.656		
27	Nic LIMINTON (SA)	2:03.913	2:03.377	2:03.552	2:02.716	2:03.092	2:02.022	2:02.225
35	Danielle FOOT (VIC)	2:15.857	2:15.427	2:14.147	2:14.504	2:13.533	2:13.204	
40	Lawson WALTERS (NSW)	1:55.965	1:56.941	1:55.499	1:57.827	1:57.915	1:55.781	1:55.923
43	Shelby WALTERS (NSW)	2:02.770	2:03.118	2:03.807	2:03.156	2:01.775	2:02.317	2:01.986
47	Jacob STREET (VIC)	1:56.525	1:56.293	2:47.119	1:58.802	1:58.276	2:01.352	1:57.894
53	Jock MANSER (SA)	2:01.577	2:00.674	2:01.656	1:58.908	1:59.301	2:00.276	1:58.802
83	Lachlan EPIS (NSW)	2:09.005	2:10.455	2:08.792	2:08.291	2:23.261		
89	Tayla STREET (VIC)	1:59.853	2:00.310	2:00.409	1:59.346	1:58.963	2:02.094	1:58.154
96	Jay GARARD (NSW)	2:33.994	2:28.004	2:29.439	2:29.559	2:28.633		
99	Aaron FULTON (NSW)	2:18.175	2:17.575	2:17.899	2:16.383	2:13.517	2:10.333	

The results are provisional until the end of the time limit for protests and appeals.

Chief Time Keeper - Scott Laing

Clerk of Course - Tom Williams

Computime Race Timing Systems Pty Ltd © 1996
Licensed to Computime Race Timing Systems
www.computime.com.au**COMPUTIME RACE TIMING SYSTEMS PTY LTD**
9 Timber Lane, Glen Waverley, Vic 3150. Ph : 0418 17 13 17
E-mail : scott@computime.com.au

Round 4 & 5 : Sydney Motorsports Park : August 1 - 4

JUNIORS Qualifying

Date: 03/08/13
 Event: Q15
 Weather: Mostly sunny - Temp: 16.7C
 Track: Dry - Temp: 32.6C

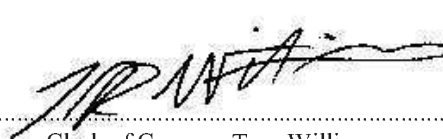
Started at: 12:12:26
 Laps: 15 Min
 Starters: 11
 Printed at: 12:31

PROVISIONAL SPLIT TIMES

Lap	Split 1	Split 2	Split 3	Lap Time	Speed	Lap	Split 1	Split 2	Split 3	Lap Time	Speed
25 Jacob WHITEHOUSE (VIC) (1st)						6	36.711	47.752	33.452	1:57.915	157
1	1:31.845	48.699	33.341	2:53.885	171	7	35.846	46.592	33.343	1:55.781	159
2	35.375	47.793	33.032	1:56.200	172	8	36.044	46.740	33.139	1:55.923	155
3	35.221	47.825	33.193	1:56.239	172	43 Shelby WALTERS (NSW) (6th)					
4	34.951	47.024	32.729	1:54.704	172	1	40.188	52.540	35.135	2:07.863	161
5	35.169	47.312	32.840	1:55.321	164	2	37.986	50.031	34.753	2:02.770	156
6	38.997	48.558	1:02.101	2:29.656		3	37.913	50.460	34.745	2:03.118	160
27 Nic LIMINTON (SA) (7th)						4	37.839	50.719	35.249	2:03.807	153
1	46.778	51.149	36.503	2:14.430	146	5	37.439	50.915	34.802	2:03.156	161
2	38.398	49.621	35.894	2:03.913	146	6	37.297	49.986	34.492	2:01.775	160
3	38.118	49.400	35.859	2:03.377	145	7	37.068	50.469	34.780	2:02.317	159
4	37.948	49.737	35.867	2:03.552	145	8	37.323	50.176	34.487	2:01.986	164
5	37.920	49.238	35.558	2:02.716	147	47 Jacob STREET (VIC) (3rd)					
6	37.852	49.496	35.744	2:03.092	146	1	37.618	49.069	33.485	2:00.172	155
7	37.521	49.089	35.412	2:02.022	146	2	35.290	48.045	33.190	1:56.525	159
8	37.679	49.263	35.283	2:02.225	148	3	35.229	47.923	33.141	1:56.293	153
35 Danielle FOOT (VIC) (10th)						4	34.802	1:37.026	35.291	2:47.119	149
1	1:24.928	57.177	38.575	3:00.680	143	5	36.855	48.638	33.309	1:58.802	150
2	40.856	56.490	38.511	2:15.857	135	6	35.672	48.987	33.617	1:58.276	152
3	40.915	55.897	38.615	2:15.427	144	7	36.480	51.069	33.803	2:01.352	149
4	40.625	55.699	37.823	2:14.147	142	8	36.073	48.531	33.290	1:57.894	150
5	40.849	55.429	38.226	2:14.504	147	53 Jock MANSER (SA) (5th)					
6	39.949	55.408	38.176	2:13.533	145	1	1:11.041	51.454	34.851	2:37.346	150
7	40.072	54.987	38.145	2:13.204	144	2	37.203	49.766	34.608	2:01.577	152
40 Lawson WALTERS (NSW) (2nd)						3	37.064	48.999	34.611	2:00.674	144
1	39.398	47.498	33.357	2:00.253	165	4	37.218	49.335	35.103	2:01.656	152
2	35.362	47.309	33.294	1:55.965	155	5	36.586	48.175	34.147	1:58.908	153
3	35.858	47.558	33.525	1:56.941	161	6	36.544	48.376	34.381	1:59.301	154
4	35.231	46.762	33.506	1:55.499	152	7	36.402	49.136	34.738	2:00.276	152
5	35.919	46.888	35.020	1:57.827	160	8	36.425	48.032	34.345	1:58.802	149



Chief Time Keeper - Scott Laing



Clerk of Course - Tom Williams




Computime Race Timing Systems Pty Ltd © 1996
 Licensed to Computime Race Timing Systems

www.computime.com.au

COMPUTIME RACE TIMING SYSTEMS PTY LTD

9 Timber Lane, Glen Waverley, Vic 3150. Ph : 0418 17 13 17

E-mail : scott@computime.com.au




Round 4 & 5 : Sydney Motorsports Park : August 1 - 4**JUNIORS**
QualifyingDate: 03/08/13
Event: Q15
Weather: Mostly sunny - Temp: 16.7C
Track: Dry - Temp: 32.6CStarted at: 12:12:26
Laps: 15 Min
Starters: 11
Printed at: 12:31**PROVISIONAL SPLIT TIMES**

Lap	Split 1	Split 2	Split 3	Lap Time	Speed	Lap	Split 1	Split 2	Split 3	Lap Time	Speed
83 Lachlan EPIS (NSW) (8th)						1	1:40.739	1:09.297	43.901	3:33.937	135
1	1:01.056	53.428	37.580	2:32.064	142	2	45.789	1:05.201	43.004	2:33.994	140
2	39.772	52.587	36.646	2:09.005	147	3	43.803	1:01.885	42.316	2:28.004	139
3	39.520	53.872	37.063	2:10.455	144	4	44.225	1:02.716	42.498	2:29.439	138
4	39.140	52.579	37.073	2:08.792	146	5	44.906	1:02.640	42.013	2:29.559	137
5	38.966	51.845	37.480	2:08.291	146	6	43.410	1:03.213	42.010	2:28.633	138
6	39.354	54.455	49.452	2:23.261							
89 Tayla STREET (VIC) (4th)						1	1:10.015	1:01.484	38.866	2:50.365	142
1	39.841	52.132	34.956	2:06.929	147	2	42.457	57.748	37.970	2:18.175	147
2	36.493	48.973	34.387	1:59.853	149	3	41.499	57.497	38.579	2:17.575	139
3	36.632	49.007	34.671	2:00.310	148	4	41.711	58.126	38.062	2:17.899	148
4	36.266	49.613	34.530	2:00.409	147	5	43.322	56.134	36.927	2:16.383	153
5	36.543	48.677	34.126	1:59.346	149	6	40.439	56.662	36.416	2:13.517	149
6	36.420	48.490	34.053	1:58.963	154	7	39.180	54.406	36.747	2:10.333	144
7	36.340	51.489	34.265	2:02.094	149						
8	35.964	48.356	33.834	1:58.154	152						
96 Jay GARARD (NSW) (11th)											

The results are provisional until the end of the time limit for protests and appeals.




Chief Time Keeper - Scott Laing



Clerk of Course - Tom Williams

Computime Race Timing Systems Pty Ltd © 1996
Licensed to Computime Race Timing Systemswww.computime.com.au**COMPUTIME RACE TIMING SYSTEMS PTY LTD**

9 Timber Lane, Glen Waverley, Vic 3150. Ph : 0418 17 13 17

E-mail : scott@computime.com.au

2013 QBE



Round 4 & 5 : Sydney Motorsports Park : August 1 - 4

**JUNIORS
Qualifying**

Date: 03/08/13
Event: Q15
Weather: Mostly sunny - Temp: 16.7C
Track: Dry - Temp: 32.6C

Started at: 12:12:26
Laps: 15 Min
Starters: 11
Printed at: 12:31

PROVISIONAL FASTEST LAPS SEQUENCE

Race Time	No	Name	Machine	Fastest Lap	On Lap
3:56.218	40	Lawson WALTERS (NSW)	Metakit GP 80	1:55.965	1
7:48.658	40	Lawson WALTERS (NSW)	Metakit GP 80	1:55.499	3
8:41.028	25	Jacob WHITEHOUSE (VIC)	RMU GP8 80	1:54.704	3

The results are provisional until the end of the time limit for protests and appeals.

Scott Laing

Chief Time Keeper - Scott Laing


Tom Williams

Clerk of Course - Tom Williams



Computime Race Timing Systems Pty Ltd © 1996
Licensed to Computime Race Timing Systems
www.computime.com.au

COMPUTIME RACE TIMING SYSTEMS PTY LTD
9 Timber Lane, Glen Waverley, Vic 3150. Ph : 0418 17 13 17
E-mail : scott@computime.com.au



2013  QBE**Round 4 & 5 : Sydney Motorsports Park : August 1 - 4****JUNIORS
Qualifying**Date: 03/08/13
Event: Q15
Weather: Mostly sunny - Temp: 16.7C
Track: Dry - Temp: 32.6CStarted at: 12:12:26
Laps: 15 Min
Starters: 11
Printed at: 12:31**PROVISIONAL BEST PARTIAL TIMES**

Pos	Name	Split 1		Split 2		Split 3		LAP	Ideal	Fastest
		Time	Name	Time	Name	Time	Name			
1	J. STREET	34.802	L. WALTERS	46.592	J. WHITEHOUSE	32.729	J. WHITEHOUSE	1:54.704	1:54.704	
2	J. WHITEHOUSE	34.951	J. WHITEHOUSE	47.024	L. WALTERS	33.139	L. WALTERS	1:54.962	1:55.499	
3	L. WALTERS	35.231	J. STREET	47.923	J. STREET	33.141	J. STREET	1:55.866	1:56.293	
4	T. STREET	35.964	J. MANSER	48.032	T. STREET	33.834	T. STREET	1:58.154	1:58.154	
5	J. MANSER	36.402	T. STREET	48.356	J. MANSER	34.147	J. MANSER	1:58.581	1:58.802	
6	S. WALTERS	37.068	N. LIMINTON	49.089	S. WALTERS	34.487	S. WALTERS	2:01.541	2:01.775	
7	N. LIMINTON	37.521	S. WALTERS	49.986	N. LIMINTON	35.283	N. LIMINTON	2:01.893	2:02.022	
8	L. EPIS	38.966	L. EPIS	51.845	A. FULTON	36.416	L. EPIS	2:07.457	2:08.291	
9	A. FULTON	39.180	A. FULTON	54.406	L. EPIS	36.646	A. FULTON	2:10.002	2:10.333	
10	D. FOOT	39.949	D. FOOT	54.987	D. FOOT	37.823	D. FOOT	2:12.759	2:13.204	
11	J. GARARD	43.410	J. GARARD	1:01.88	J. GARARD	42.010	J. GARARD	2:27.305	2:28.004	


The results are provisional until the end of the time limit for protests and appeals.

Chief Time Keeper - Scott Laing

Clerk of Course - Tom Williams

Computime Race Timing Systems Pty Ltd © 1996
Licensed to Computime Race Timing Systemswww.computime.com.au**COMPUTIME RACE TIMING SYSTEMS PTY LTD**

9 Timber Lane, Glen Waverley, Vic 3150. Ph : 0418 17 13 17

E-mail : scott@computime.com.au

Round 4 & 5 : Sydney Motorsports Park : August 1 - 4

JUNIORS

EVENTS 8, 13, & 20

Date: 03/08/13
Event: Q15
Weather: Mostly sunny - Temp: 16.7C
Track: Dry - Temp: 32.6C


Started at: 12:12:26
Laps: 15 Min
Starters: 11
Printed at: 12:31

PROVISIONAL GRID SHEET

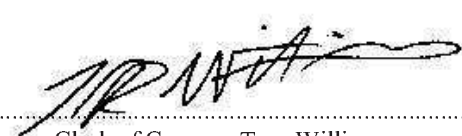


4		3		2		1		
89	T. STREET 1:58.154	47	J. STREET 1:56.293	40	L. WALTERS 1:55.499	25	J. WHITEHOUSE 1:54.704	1
8		7		6		5		
83	L. EPIS 2:08.291	27	N. LIMINTON 2:02.022	43	S. WALTERS 2:01.775	53	J. MANSER 1:58.802	2
11		10		9				
96	J. GARARD 2:28.004	35	D. FOOT 2:13.204	99	A. FULTON 2:10.333			3

The results are provisional until the end of the time limit for protests and appeals.



Chief Time Keeper - Scott Laing



Clerk of Course - Tom Williams

